

Scaled data based on original data using
LM-79-08 Approved Method: Electrical and Photometric Measurements of Solid-
State Lighting Products

Test Report Prepared for
Cooper Lighting Solutions
(formerly Eaton)

Brand: McGRAW-EDISON

Report Number: P#

Luminaire Tested: **BRT6-A3-727-U-T5-XX-BK**

Issue Date: 1/14/2021

Test Information

Test Method: LM-79-08
Report Number: P#
TEST IS SCALED FROM IESNA LM-79-08 TEST DATA (G3-2004-745-4)
Test Lab: INNOVATION CENTER
Issue Date: 1/14/2021
Manufacturer: COOPER LIGHTING SOLUTIONS (FORMERLY EATON)
Product Line: McGRAW-EDISON
Catalog Number: BRT6-A3-727-U-T5-XX-BK
Description: BOLLARD 6INCH ROUND BASE, 3000LM, TYPE V SYMMETRICAL, BLACK FINISH
Light Source: (20) 2700K CCT, 70 CRI LEDS
Ballast/Driver: ELECTRONIC DRIVER

Summary

Lumens per Lamp: N/A
Luminaire Lumens: 2712 lumens
Efficiency: N/A
Efficacy: 92.9 lumens/watt
Luminous Opening: Circular (Dia: 0.5' x H: 0')
IES Classification: Type V - Short - Full Cutoff
BUG Rating: B1 - U0 - G1

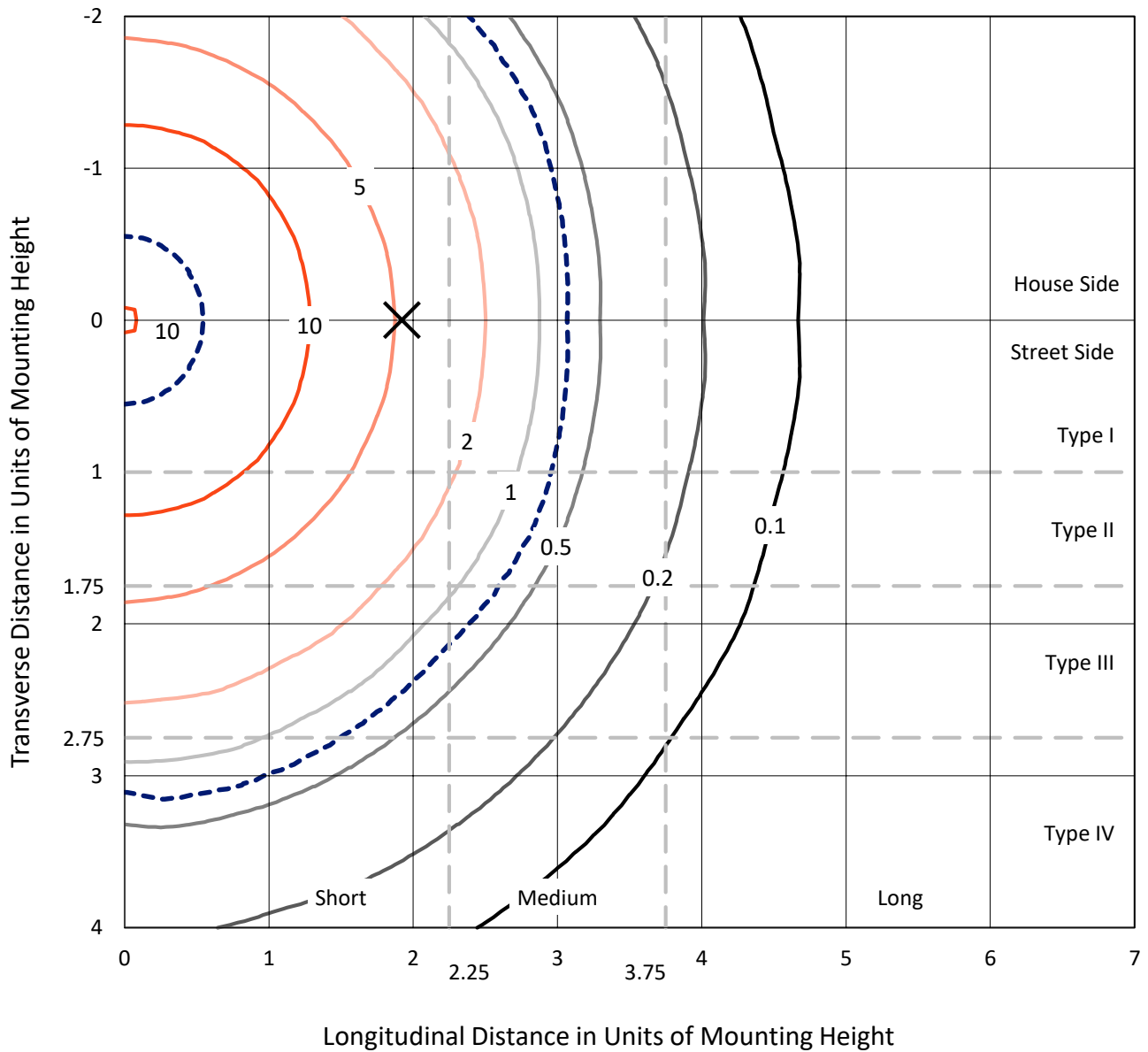
Input Watts (W): 29.2
Input Voltage (V): NR
Input Current (Ain): NR
Voltage Rise (V): NR
Power Factor: NR
Total Harmonic Distortion (THDi): NR
Frequency (hertz): 60
Stabilization Time: NR
Operation Time: NR
Ambient Temperature (°C): NR
Test Distance: 24 FT



REPORT NUMBER: P#
 CATALOG NUMBER: BRT6-A3-727-U-T5-XX-BK

Iso-Footcandle Lines of Horizontal Illumination

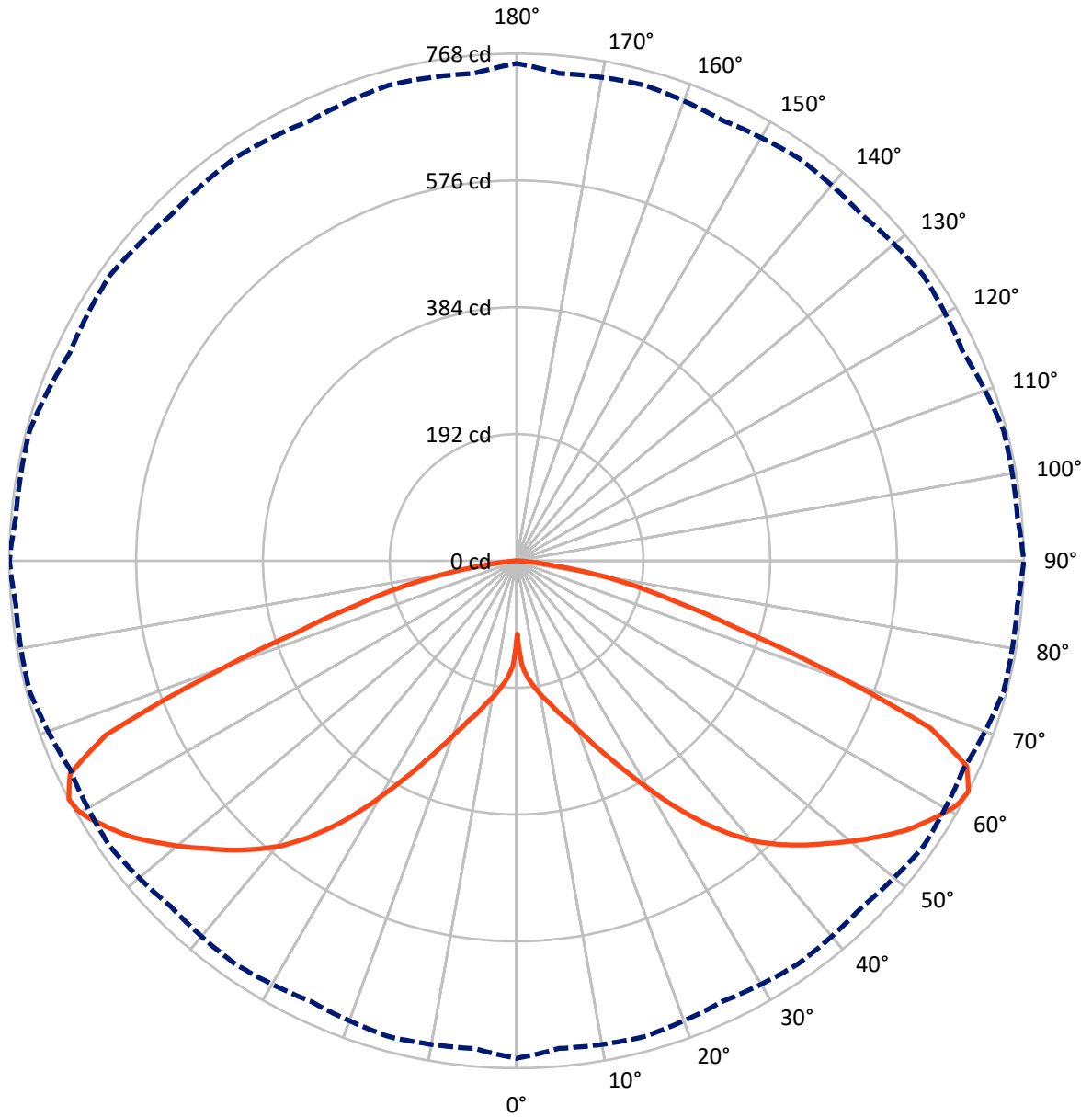
✕ Max cd
 - - - 1/2 Max cd



Based on 4 foot mounting height. Maximum calculated value = 17.1 fc
 Type V - Short - Full Cutoff

REPORT NUMBER: P#
CATALOG NUMBER: BRT6-A3-727-U-T5-XX-BK

Luminous Intensity Polar Plot



REPORT NUMBER: P#

CATALOG NUMBER: BRT6-A3-727-U-T5-XX-BK

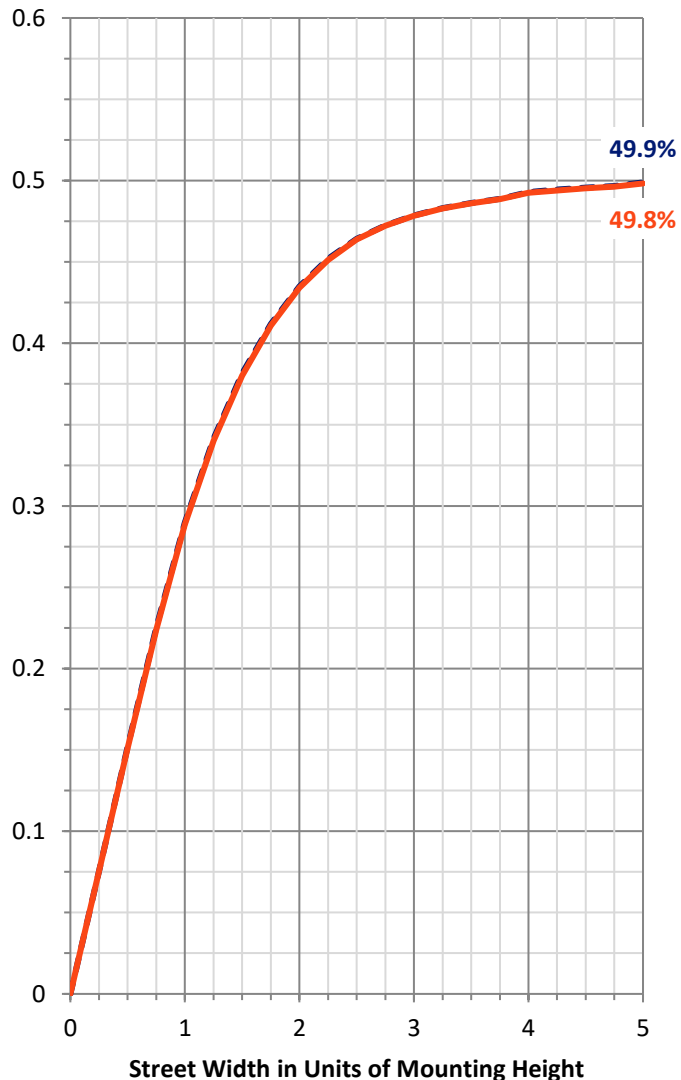
FLUX DISTRIBUTION:

		Downward	Upward	Total
House Side	Lumens	1356.0	0.0	1356.0
	% Fixture	50.0	0.0	50.0
Street Side	Lumens	1356.0	0.0	1356.0
	% Fixture	50.0	0.0	50.0
Total	Lumens	2712.0	0.0	2712.0
	% Fixture	100.0	0.0	100.0

ZONAL LUMENS:

Zone	Lumens	% Fixture
0°-10°	17.7	0.7
10°-20°	68.0	2.5
20°-30°	154.3	5.7
30°-40°	310.1	11.4
40°-50°	490.5	18.1
50°-60°	640.5	23.6
60°-70°	690.3	25.5
70°-80°	300.7	11.1
80°-90°	39.9	1.5
90°-100°	0.0	0.0
100°-110°	0.0	0.0
110°-120°	0.0	0.0
120°-130°	0.0	0.0
130°-140°	0.0	0.0
140°-150°	0.0	0.0
150°-160°	0.0	0.0
160°-170°	0.0	0.0
170°-180°	0.0	0.0
0°-90°	2712.0	100.0
0°-180°	2712.0	100.0

Coefficient of Utilization



REPORT NUMBER: P#

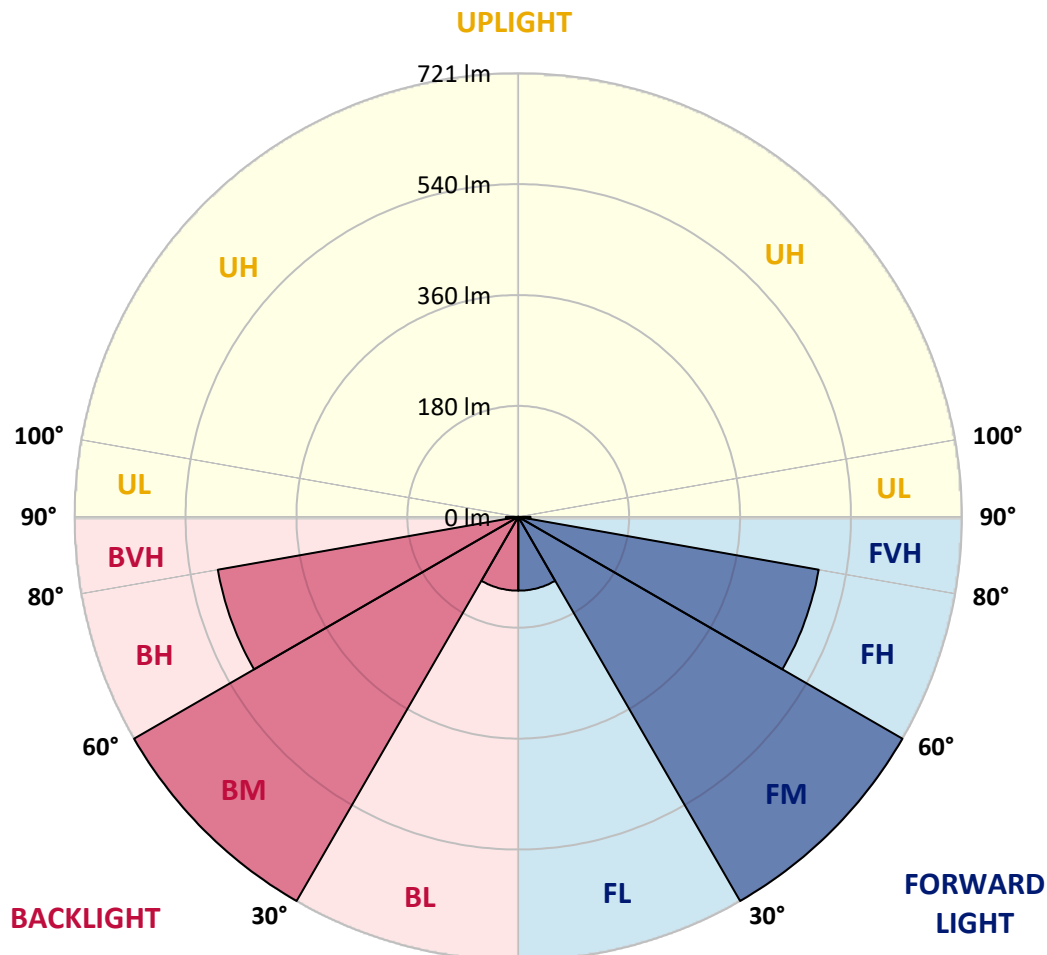
CATALOG NUMBER: BRT6-A3-727-U-T5-XX-BK

LUMINAIRE CLASSIFICATION SYSTEM LUMEN TABLE AND BUG RATING:

Zone	Lumens	% Fixture	Zone Rating/Lumen Limit		
			B	U	G
FL (0°-30°)	119.9	4.4			
FM (30°-60°)	720.6	26.6			
FH (60°-80°)	495.5	18.3			G0/660
FVH (80°-90°)	19.9	0.7			G1/100
BL (0°-30°)	119.9	4.4	B1/500		
BM (30°-60°)	720.6	26.6	B1/1000		
BH (60°-80°)	495.5	18.3	B1/500		G0/660
BVH (80°-90°)	19.9	0.7			G1/100
UL (90°-100°)	0.0	0.0		U0/0	
UH (100°-180°)	0.0	0.0		U0/0	

BUG Rating: B1-U0-G1

Type V Short





REPORT NUMBER: P#
 CATALOG NUMBER: BRT6-A3-727-U-T5-XX-BK

CANDELA DISTRIBUTION (FULL):

	0°	5°	15°	25°	35°	45°	55°	65°	75°	85°	90°
0°	111.0	111.0	111.0	111.0	111.0	111.0	111.0	111.0	111.0	111.0	111.0
2.5°	155.6	155.6	154.3	157.7	156.3	158.4	157.7	161.1	159.7	159.7	158.4
5°	178.7	177.3	176.6	176.0	177.3	178.0	177.3	178.7	179.3	179.3	178.0
7.5°	191.5	191.5	190.2	193.5	190.2	194.2	192.2	194.9	192.9	193.5	192.2
10°	203.7	205.7	204.4	207.1	203.7	209.1	205.7	209.1	206.4	207.8	207.1
12.5°	215.2	218.6	217.2	220.6	215.9	223.3	219.3	224.7	220.6	222.6	220.6
15°	228.7	232.1	231.4	234.1	230.1	237.5	233.5	240.2	236.2	238.9	238.2
17.5°	245.0	248.4	246.3	251.1	246.3	255.1	250.4	259.2	254.5	257.2	254.5
20°	261.9	266.0	264.6	270.0	265.3	273.4	270.0	279.5	275.4	280.2	276.8
22.5°	287.6	289.6	287.6	293.0	288.3	297.8	295.1	303.2	299.1	304.5	303.2
25°	318.7	320.8	318.7	322.8	318.7	328.2	324.8	333.0	329.6	335.0	333.0
27.5°	356.0	359.3	354.6	359.3	353.3	362.7	357.3	367.5	363.4	368.8	366.8
30°	402.0	404.0	398.6	402.7	395.9	404.7	397.9	406.7	402.0	405.4	404.7
32.5°	449.3	450.7	446.6	449.3	441.9	449.3	441.2	447.3	443.9	445.3	446.0
35°	494.0	500.1	493.3	498.1	490.0	496.7	484.5	490.6	484.5	487.2	486.6
37.5°	543.4	546.8	540.0	545.4	535.3	539.4	527.9	531.9	525.1	526.5	524.5
40°	583.3	587.4	582.0	586.7	577.3	578.6	567.8	570.5	562.4	560.3	559.0
42.5°	615.1	618.5	615.1	619.2	612.4	613.1	604.3	603.0	594.2	588.8	587.4
45°	638.2	640.2	640.2	647.0	642.2	642.2	633.4	632.7	621.2	619.2	613.8
47.5°	659.1	659.8	660.5	667.9	665.2	666.6	657.1	657.8	647.6	644.9	638.8
50°	676.7	676.7	678.1	686.2	681.5	688.2	678.1	680.1	672.0	670.0	665.9
52.5°	690.9	693.6	694.3	702.4	697.0	705.8	697.0	699.7	693.0	691.6	692.3
55°	706.5	709.9	711.2	718.0	711.9	722.1	716.0	717.3	714.6	712.6	718.7
57.5°	726.1	725.5	726.1	728.2	725.5	732.9	733.6	730.9	736.3	730.9	739.7
60°	743.7	738.3	739.0	734.9	738.3	740.3	747.8	742.4	755.2	750.5	759.3
61°	749.1	741.0	743.1	737.0	741.7	741.0	750.5	745.8	760.0	755.9	764.7
62.5°	753.2	741.0	745.8	736.3	744.4	740.3	752.5	746.4	763.4	761.3	768.1
65°	741.7	728.8	738.3	720.7	732.9	722.1	739.0	726.1	746.4	739.0	749.1
67.5°	687.6	678.1	689.6	661.2	678.8	660.5	672.7	663.9	678.8	667.9	676.1
70°	535.3	528.5	543.4	510.9	525.1	500.1	523.8	523.8	512.3	504.2	501.5
72.5°	360.0	381.0	378.3	372.9	363.4	361.4	368.1	373.6	362.7	354.6	349.2
75°	265.3	272.0	261.9	265.3	265.3	266.0	271.4	270.7	263.2	262.6	253.8
77.5°	196.9	195.6	182.7	188.8	188.1	190.2	186.8	192.9	184.1	189.5	184.7
80°	123.2	126.5	115.7	122.5	121.1	123.8	118.4	126.5	117.1	123.2	117.1
82.5°	60.2	62.3	56.8	63.6	56.8	62.9	56.8	63.6	55.5	59.6	53.5
85°	18.3	18.9	18.3	18.9	18.3	18.3	18.3	20.3	17.6	19.6	18.9
87.5°	9.5	8.8	8.1	8.1	8.1	7.4	7.4	8.1	7.4	7.4	7.4
90°	0.0	0.0	0.0	0.0	0.0	0.0	0.0	0.0	0.0	0.0	0.0

Cooper Lighting Solutions Photometric Lab
1121 Highway 74 South
Peachtree City, GA 30269

Scaled Data Report



Report Generated By E9970913

Cooper Lighting Solutions Photometric Lab
1121 Highway 74 South
Peachtree City, GA 30269

Scaled Data Report



Cooper Lighting Solutions Photometric Lab
1121 Highway 74 South
Peachtree City, GA 30269

Scaled Data Report





— Vertical Plane Through 90-Deg Lateral - - - Horizontal Cone Through 62.5-Deg Vertical



--- HS — SS



0°



(END OF REPORT)